HOW TO
ASSEMBLE YOUR

nova

SWIVEL BATH SEAT
Item # 9040
Capacity not to exceed 300 lbs

No Tools Required

Quick & Easy Assembly

WHAT'S INCLUDED

a. (1) Main Frame
b. (1) Backrest
c. (2) Arms
d. (4) Legs
e. (1) Showerhead Holder

a.

b.

c.

d.

e.

1 Take all components out of the packaging and place bath seat main frame upside down on a level surface with the aluminum components facing upwards.



2 Depress the push button on each leg to insert into the frame. You should hear a "click" once the push button is fully engaged.

PLEASE NOTE: For all push buttons, you should hear a "click" once the push button is fully engaged. Do not use until the push button is fully engage



3 Depress the push buttons on backrest, and insert into the backrest receivers located on the bottom of the seat platform. Ensure push buttons are fully engaged and check by pulling upward on the plastic backrest.



4 Locate the arm receivers on each side of the frame and depress the push button to insert 1x arm on each side.



5 Stand the unit upright. Use the push buttons on the legs to set the desired height.

NOTE: ALL LEGS MUST BE SET TO THE SAME HEIGHT



6 To engage the swivel mechanism, pull the lever away from the chair. Once the mechanism is engaged, let go of the lever to allow you to pivot 360 degrees in 90 degree increments. Exercise caution when engaging the swivel mechanism due to potential pinch points.

CAUTION

Pinch Point

Keep hands and fingers clear after engaging the swivel mechanism.

Warning: Failure to follow safety instruction may cause serious personal injury.





NOTE: Ensure the swivel seat is in the locked position before attempting to get up from the seat

Optional: Attach shower head holder to the leg of the unit to allow for quick access to your shower head

Revised May 30, 2024

⚠ WARNING

Read all instructions carefully and consult with a qualified professional before assembling to avoid possible injury. NOVA Medical Products shall have no liability for any damage or injury resulting from improper assembly or misuse of this product.

- Legs must be adjusted to same height (number) so the bath seat sits level
- Make sure legs and backrest are secure (push button locked completely into hole) before using
- Check before each use
- Use on a level surface
- DO NOT stand on bath seat

CARE AND MAINTENANCE

Check regularly to make sure all arms and legs on the bath seat are securely locked. Use a mild detergent and warm water to clean. Dry with a soft cloth to avoid moisture build-up.

WARRANTY INFORMATION

NOVA stands firm on our commitment to providing the highest quality products, as well as exceptional service. This product was built to precise standards and thoroughly inspected prior to shipment. This warranty represents our confidence in the materials and workmanship of our product.

NOVA extends this warranty only to the original purchaser of this product. The warranty does not extend to any subsequent purchaser or owner. The warranty is void upon any sale or transfer of ownership or use by other person. NOVA warrants its products are free from defects in material and workmanship under NORMAL use for the period commencing upon the date of purchase and continuing for the following specified period of time after that date:

Metal Frame	Limited Lifetime Warranty
Non-Metal/Metal parts	One Year Limited Warranty (rubber tips, plastic or metal hardware)

This warranty does not cover problems due to user negligence, misuse of the product, failure to adhere to product instructions, or normal wear and tear. Items that have been subject to negligent abuse, modified without prior written authorization are not covered within this warranty.

For warranty service, please contact the dealer from whom you purchased your NOVA product. In the event that you do not receive satisfactory service, please call us directly at the number on the bottom front of this sheet. Be prepared to indicate, the nature of the defect, the product serial number, and the name and location of where you purchased the product. You will also be required to provide a receipt of your purchase. Do not return any products to our office without prior consent.

Repair or replacement is the only remedy under this limited warranty. This warranty does not include any labor or shipping charges incurred in replacement part installation or repair of product.

THIS WARRANTY IS EXCLUSIVE AND IN LIEU OF ALL OTHER EXPRESS WARRANTIES, IMPLIED WARRANTIES, IF ANY, INCLUDING THE IMPLIED WARRANTIES OF MERCHANTABILITY AND FITNESS FOR A PARTICULAR PURPOSE. NOVA SHALL NOT BE LIABLE FOR ANY SEQUENTIAL OR INCIDENTAL DAMAGES WHATSOEVER.

IMPORTANT WARNING

FOLLOW ALL DIRECTIONS CAREFULLY BEFORE USE. FAILURE TO DO SO MAY RESULT IN SERIOUS INJURY.

⚠ WARNING:

Cancer and
Reproductive Harm -
www.P65Warnings.ca.gov.

CONTACT US!
We're here to help

info@novajoy.com
1 800 557 6682
novajoy.com

Connect with us!
novajoy.com
novamedicalprod
novamedicalprod
novawalkerstalk
NOVA Medical Products

CARE • QUALITY • INNOVATION

THE NOVA PROMISE